

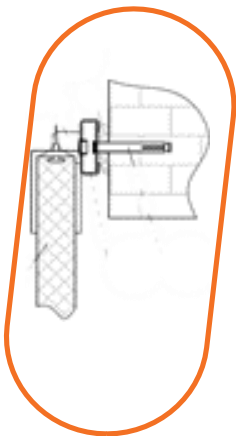
TRAFFIC SWINGING SINGLE LEAF DOORS WITH GRAVITY HINGES

ALL PRICES IN US DOLLARS, 2 MM THICK DOOR FRAME INCLUDED, VAT NOT INCLUDED

(TSD GR)

08.07.2024

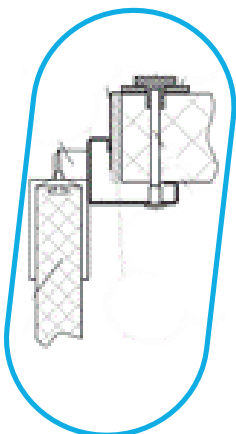
- PH Insulation's traffic swinging doors are designed to separate premises with intensive traffic of personnel. The factory-made doors are ready for installation in supermarkets, restaurants, hospitals, food production facilities, etc. Doors can be equipped with oval windows of 200x500 or 300x580 mm.
- PH Insulation's doors with gravity hinges are set up faster with less adjustment compared to fixating hinges, need less maintenance and provide for increased dimensions of light opening.
- PH Insulation's traffic doors are not meant to completely seal the opening due to technical clearance gaps along the perimeter between the frame and the door leaf.



OVERHEAD FRAME

INSTALLATION OPENING, HEIGHT, MM	INSTALLATION OPENING, WIDTH, MM						
	700	800	900	1 000	1 100	1 200	1 300
1 800	359	394	401	412	420	436	448
1 900	363	400	407	419	427	443	455
2 000	367	405	413	425	433	450	462
2 100	371	411	419	432	440	457	470
2 200	376	418	426	439	447	465	478
2 300	380	424	432	445	454	472	485
2 400	385	431	440	453	462	480	494
2 500	389	437	446	459	468	487	501
2 600	398	447	457	471	480	499	513
2 700	403	455	464	478	488	507	522
2 800	408	462	471	486	496	515	531
2 900	415	471	480	495	505	526	541
3 000	420	478	488	503	513	534	550
3 100	427	486	496	511	522	543	559
3 200	432	493	503	519	530	551	568
3 300	438	501	512	528	539	561	578

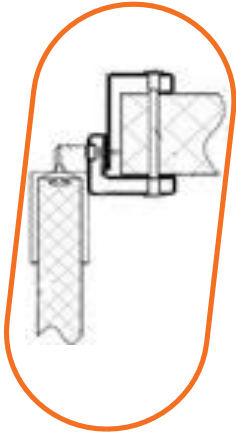

RAL 9003



ANGULAR FRAME

INSTALLATION OPENING, HEIGHT, MM	INSTALLATION OPENING, WIDTH, MM						
	700	800	900	1 000	1 100	1 200	1 300
1 800	377	412	420	432	440	457	470
1 900	382	420	428	440	449	466	479
2 000	387	426	435	447	456	474	487
2 100	393	434	443	456	464	483	496
2 200	399	442	451	464	473	492	506
2 300	403	449	458	471	481	500	514
2 400	408	455	464	478	488	507	522
2 500	413	463	472	486	496	516	531
2 600	421	472	482	497	507	527	543
2 700	428	481	491	506	516	537	553
2 800	435	490	500	515	526	547	563
2 900	442	499	509	525	536	557	574
3 000	449	508	518	535	546	568	585
3 100	455	515	526	543	554	577	594
3 200	462	524	536	552	564	587	605
3 300	468	532	544	561	573	596	614

RAL 9003



OVERLAPPING FRAME

INSTALLATION OPENING, HEIGHT, MM	INSTALLATION OPENING, WIDTH, MM						
	700	800	900	1 000	1 100	1 200	1 300
1 800	441	479	489	504	514	535	550
1 900	448	488	498	514	524	545	561
2 000	457	500	510	526	536	558	574
2 100	464	509	519	535	546	568	585
2 200	473	520	531	547	559	581	598
2 300	481	529	541	557	569	592	609
2 400	492	543	555	572	584	608	626
2 500	498	552	563	581	593	618	636
2 600	508	563	575	593	606	630	649
2 700	518	576	588	607	619	645	664
2 800	527	586	598	617	631	656	676
2 900	538	599	612	632	645	671	692
3 000	549	613	626	646	660	687	708
3 100	558	623	637	657	671	699	720
3 200	566	634	648	669	683	711	733
3 300	575	644	659	680	694	723	745

RAL 9003

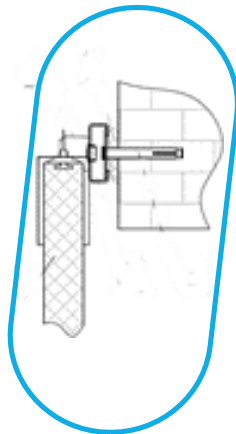
OUR DOORS ARE AVAILABLE IN CUSTOM SIZES TO INSURE BEST COMMERCIAL APPLICATION

TRAFFIC SWINGING DOUBLE LEAF DOORS WITH GRAVITY HINGES

ALL PRICES IN US DOLLARS, 2 MM THICK DOOR FRAME INCLUDED, VAT NOT INCLUDED

(TDD GR)

08.07.2024



OVERHEAD FRAME

INSTALLATION OPENING, HEIGHT, MM	INSTALLATION OPENING, WIDTH, MM				
	1 000	1 100	1 200	1 300	1 400
1 800	646	649	657	660	722
1 900	653	656	664	668	733
2 000	661	665	673	676	745
2 100	668	672	680	684	756
2 200	675	679	688	691	767
2 300	684	688	696	700	780
2 400	691	695	704	708	791
2 500	699	704	713	717	804
2 600	713	717	726	730	821
2 700				740	834
2 800				750	848
2 900				761	861
3 000				772	876
3 100				783	891
3 200				793	904
3 300				804	919

RAL 9003

OVERHEAD FRAME

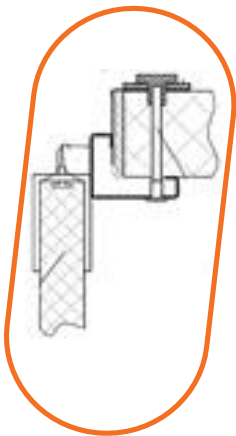
	INSTALLATION OPENING, HEIGHT, MM	INSTALLATION OPENING, WIDTH, MM				
		1 500	1 600	1 700	1 800	1 900
RAL 9003	1 800	725	729	732	735	739
	1 900	736	740	743	747	750
	2 000	749	753	756	760	763
	2 100	760	764	768	771	775
	2 200	771	775	779	783	787
	2 300	784	788	792	796	800
	2 400	795	799	804	808	812
	2 500	808	812	817	821	825
	2 600	825	830	834	839	844
	2 700	839	844	848	853	858
	2 800	853	857	862	867	872
	2 900	866	871	876	881	886
	3 000	882	887	892	897	902
	3 100	896	902	907	912	917
	3 200	910	915	921	926	932
	3 300	925	931	936	942	948

OVERHEAD FRAME

	INSTALLATION OPENING, HEIGHT, MM	INSTALLATION OPENING, WIDTH, MM						
		2 000	2 100	2 200	2 300	2 400	2 500	2 600
RAL 9003	1 800	742	745	748	752	755	758	762
	1 900	754	757	761	764	768	771	774
	2 000	767	771	774	778	782	785	789
	2 100	779	783	787	790	794	798	802
	2 200	791	795	799	803	807	810	814
	2 300	804	808	813	817	821	825	829
	2 400	816	821	825	829	833	838	842
	2 500	830	834	839	843	847	852	856
	2 600	848	853	857	862	866	871	875
	2 700	862	867	872	877	881	886	891
	2 800	877	882	887	891	896	901	906
	2 900	891	896	901	906	911	916	921
	3 000	907	913	918	923	928	933	938
	3 100	923	928	934	939	944	950	955
	3 200	937	943	948	954	959	965	970
	3 300	953	959	965	970	976	982	987

ANGULAR FRAME

	INSTALLATION OPENING, HEIGHT, MM	INSTALLATION OPENING, WIDTH, MM				
		1 000	1 100	1 200	1 300	1 400
RAL 9003	1 800	666	669	677	681	744
	1 900	675	679	687	690	757
	2 000	683	686	695	699	768
	2 100	692	696	705	709	782
	2 200	702	706	715	719	796
	2 300	710	714	723	727	808
	2 400	718	722	731	736	820
	2 500	727	732	741	746	834
	2 600	741	746	756	760	852
	2 700				773	868
	2 800				785	884
	2 900				795	898
	3 000				808	914
	3 100				819	929
	3 200				828	941
	3 300				838	955

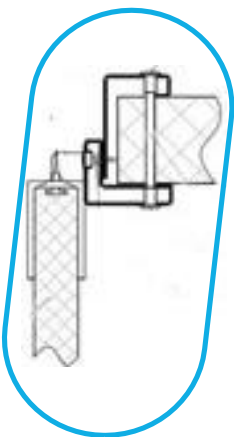


ANGULAR FRAME

	INSTALLATION OPENING, HEIGHT, MM	INSTALLATION OPENING, WIDTH, MM				
		1 500	1 600	1 700	1 800	1 900
RAL 9003	1 800	747	751	755	758	762
	1 900	761	764	768	772	776
	2 000	772	776	780	784	788
	2 100	786	791	795	799	803
	2 200	801	805	809	813	818
	2 300	812	817	821	826	830
	2 400	824	829	833	838	843
	2 500	839	843	848	853	857
	2 600	857	862	867	872	877
	2 700	873	878	883	888	893
	2 800	889	894	900	905	910
	2 900	904	909	914	920	925
	3 000	920	925	931	936	942
	3 100	934	940	946	951	957
	3 200	947	953	959	964	970
	3 300	961	967	973	979	985

ANGULAR FRAME

	INSTALLATION OPENING, HEIGHT, MM	INSTALLATION OPENING, WIDTH, MM						
		2 000	2 100	2 200	2 300	2 400	2 500	2 600
RAL 9003	1 800	765	769	773	776	780	783	787
	1 900	779	783	787	791	794	798	802
	2 000	792	796	800	804	808	812	816
	2 100	807	811	815	819	823	827	832
	2 200	822	826	830	835	839	843	847
	2 300	834	839	843	848	852	857	861
	2 400	847	852	856	861	865	870	875
	2 500	862	867	872	876	881	886	890
	2 600	882	887	891	896	901	906	911
	2 700	899	904	909	914	919	924	929
	2 800	915	920	926	931	936	941	947
	2 900	930	936	941	947	952	957	963
	3 000	948	953	959	964	970	975	981
	3 100	963	969	974	980	986	991	997
	3 200	976	982	988	994	1 000	1 005	1 011
	3 300	991	997	1 003	1 009	1 015	1 021	1 027



OVERLAPPING FRAME

	INSTALLATION OPENING, HEIGHT, MM	INSTALLATION OPENING, WIDTH, MM				
		1 000	1 100	1 200	1 300	1 400
RAL 9003	1 800	741	746	755	760	826
	1 900	751	756	766	771	840
	2 000	761	767	776	781	854
	2 100	775	781	790	796	873
	2 200	785	791	801	806	887
	2 300	796	802	812	817	901
	2 400	810	816	826	832	920
	2 500	821	827	837	843	935
	2 600	835	842	852	858	954
	2 700				872	971
	2 800				885	988
	2 900				898	1 005
	3 000				916	1 026
	3 100				929	1 043
	3 200				942	1 060
	3 300				955	1 077

OVERLAPPING FRAME

	INSTALLATION OPENING, HEIGHT, MM	INSTALLATION OPENING, WIDTH, MM				
		1 500	1 600	1 700	1 800	1 900
RAL 9003	1 800	831	836	840	845	850
	1 900	845	850	855	860	865
	2 000	859	865	870	875	880
	2 100	878	883	889	894	899
	2 200	892	898	903	909	914
	2 300	907	913	919	924	930
	2 400	926	932	938	943	949
	2 500	942	947	953	959	965
	2 600	960	967	973	979	985
	2 700	977	984	990	996	1 002
	2 800	994	1 001	1 007	1 014	1 020
	2 900	1 012	1 018	1 025	1 032	1 038
	3 000	1 033	1 040	1 046	1 053	1 060
	3 100	1 050	1 057	1 064	1 071	1 078
	3 200	1 067	1 074	1 082	1 089	1 096
	3 300	1 084	1 092	1 099	1 106	1 114

OVERLAPPING FRAME

	INSTALLATION OPENING, HEIGHT, MM	INSTALLATION OPENING, WIDTH, MM						
		2 000	2 100	2 200	2 300	2 400	2 500	2 600
RAL 9003	1 800	855	860	865	870	874	880	884
	1 900	870	875	880	885	890	896	901
	2 000	886	891	896	901	906	912	917
	2 100	905	910	915	921	926	932	937
	2 200	920	926	931	937	942	948	953
	2 300	936	941	947	953	958	964	970
	2 400	955	961	967	973	979	985	991
	2 500	972	977	983	989	995	1 001	1 007
	2 600	991	997	1 003	1 010	1 016	1 022	1 028
	2 700	1 009	1 015	1 022	1 028	1 034	1 041	1 047
	2 800	1 027	1 033	1 040	1 046	1 053	1 059	1 066
	2 900	1 045	1 052	1 058	1 065	1 071	1 078	1 085
	3 000	1 067	1 074	1 081	1 088	1 094	1 101	1 108
	3 100	1 085	1 092	1 099	1 106	1 113	1 120	1 127
	3 200	1 103	1 110	1 118	1 125	1 132	1 139	1 146
	3 300	1 121	1 128	1 136	1 143	1 150	1 158	1 165

OUR DOORS ARE AVAILABLE IN CUSTOM SIZES TO INSURE BEST COMMERCIAL APPLICATION

DOOR CATALOGUE CODES

TSD	SWINGING SINGLE LEAF DOORS
TDD	SWINGING DOUBLE LEAF DOORS
RIGHT / LEFT	HINGES ON THE RIGHT / HINGES ON THE LEFT

EXAMPLE OF DOOR CATALOGUE CODE: TSD 800 2000 40 RAL9003/RAL9003 ANG RIGHT

DOOR TYPE	DOORWAY WIDTH	DOORWAY HEIGHT	DOOR THICKNESS	COVERING MATERIAL		FRAME TYPE	HINGES LOCATION
				EXTERIOR METAL	INTERIOR METAL		
TSD	800	2 000	40	RAL9003	RAL9003	ANGULAR	RIGHT

ADDITIONAL OPTIONS FOR TRAFFIC SWINGING DOORS

ITEM	PRICE
TDD FRAME INSTALLATION HARDWARE TO INSULATED SANDWICH PANELS	13
PANELS	9
TDD FRAME INSTALLATION HARDWARE TO A BRICK WALL	8
TSD FRAME INSTALLATION HARDWARE TO A BRICK WALL	4
FRAME INSTALLATION HARDWARE FOR STEEL STUD CONSTRUCTION	2
DOOR BLADE MATERIAL: AISI 304, PRICE FOR 1 SQ. M	33
DOOR BLADE MATERIAL: AISI 430, PRICE FOR 1 SQ. M	23
OVERHEAD FRAME AISI 304, PRICE FOR RUNNING METER	22
ANGULAR FRAME AISI 304, PRICE FOR RUNNING METER	35
OVERLAPPING FRAME AISI 304, PRICE FOR RUNNING METER	82
OVERHEAD FRAME AISI 430, PRICE FOR RUNNING METER	13
ANGULAR FRAME AISI 430, PRICE FOR RUNNING METER	20
OVERLAPPING FRAME AISI 430, PRICE FOR RUNNING METER	47
HIDDEN INSTALLATION HARDWARE FOR TSD	45
HIDDEN INSTALLATION HARDWARE FOR TDD	53
HIDDEN INSTALLATION HARDWARE FOR TSD WITH AISI 304 FRAME	62
HIDDEN INSTALLATION HARDWARE FOR TDD WITH AISI 304 FRAME	73
HIDDEN INSTALLATION HARDWARE FOR TSD WITH AISI 430 FRAME	55
HIDDEN INSTALLATION HARDWARE FOR TDD WITH AISI 304 FRAME	65

FACTORY INSTALLED BUMPERS FOR TSD

BUMPER MATERIAL	THICKNESS, MM	PRICE FOR SQ. M	PRICE FOR RUNNING METER	
			BOTTOM 0,25 M	BOTTOM 0,5 M
AISI 304	1,5	110	27	55
AISI 430	1,5	73	18	36
ALUMINIUM CHECKER PLATE	1,5	58	14	29
FLAT HDP PLASTIC	4,0	33	8	16
CURVED HDP PLASTIC	6,0	47	12	24

FACTORY INSTALLED BUMPERS FOR TDD

BUMPER MATERIAL	THICKNESS, MM	PRICE FOR SQ. M	PRICE FOR RUNNING METER	
			BOTTOM 0,25 M	BOTTOM 0,5 M
AISI 304	1,5	115	29	58
AISI 430	1,5	76	19	38
ALUMINIUM CHECKER PLATE	1,5	61	15	31
FLAT HDP PLASTIC	4,0	34	8	17
CURVED HDP PLASTIC	4,0	39	10	19
CURVED HDP PLASTIC	6,0	48	12	24

PACKAGING

ITEM	PRICE
STRETCH-WRAP	INCLUDED IN DOOR PRICE
CARDBOARD PACKAGING	CALCULATED INDIVIDUALLY FOR YOUR ORDER
WOODEN PACKAGING	CALCULATED INDIVIDUALLY FOR YOUR ORDER

